



CMMI Institute

Powered by Carnegie Mellon

Maturity Profile Report

January 1, 2007 – September 30, 2014

Overview: Process Maturity Profile Reports for Appraisals

The Process Maturity Profile for Appraisals tracks CMMI adoption trends, including the global distribution of appraisals & number of appraisals. The reports contained in this document were compiled with data on SCAMPI A appraisal results reported January 1, 2007 – September 30, 2014.

There may be some number variation based on both styles of reporting and the information appraisal sponsors choose to report.

Purpose

- To characterize the adoption of CMMI and People CMM
 - Results are from Standard CMMI Appraisal Method for Process Improvement (SCAMPISM) V1.1/V1.2/V1.3 Class A appraisals using Capability Maturity Model Integration (CMMI V1.1/V1.2/V1.3 – all constellations) and People CMM (V1/V2).

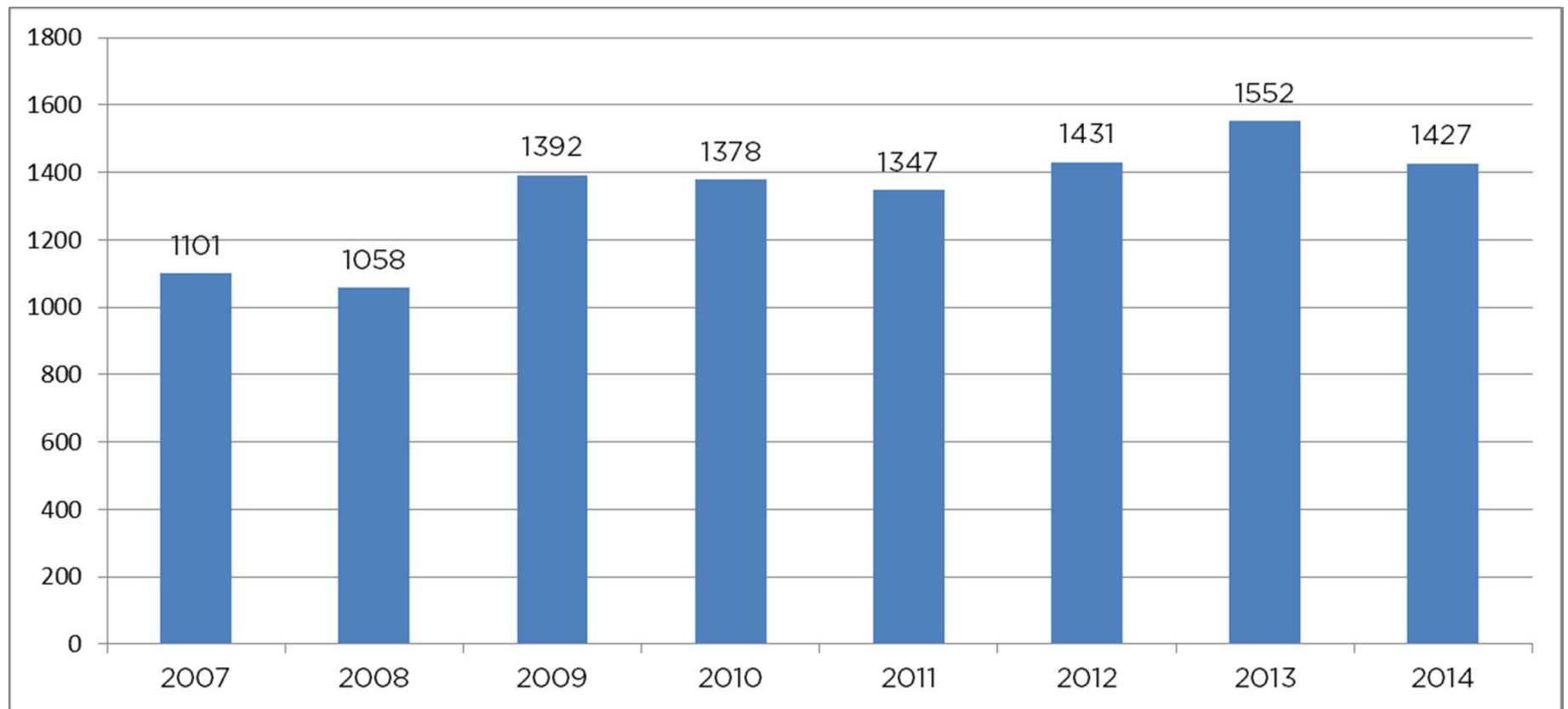
Briefing Contents

This briefing includes two sections:

1. Current status
2. Community trends
 - Changes in the global distribution of appraisals
 - Growth in the number of appraisals performed
 - Shifts in the maturity profile over time



Number of SCAMPI A Appraisals Reported by Year

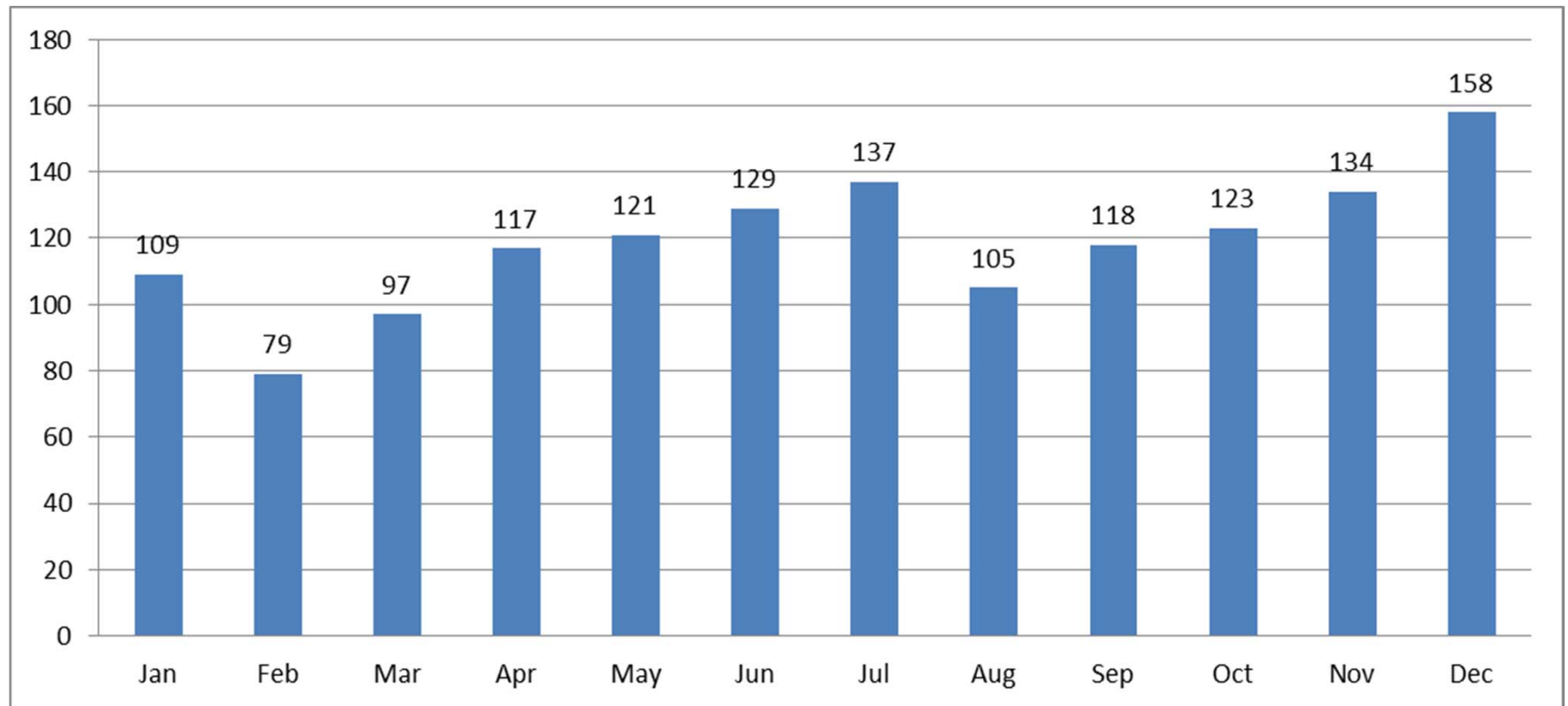


Based on 10,686 CMMI-SCAMPI A Deliveries
January 1, 2007 – September 30, 2014 (Actual Appraisals 1012)
Based on historical data, 1427 reflects a forecast for Q4 2014



CMMI Institute
Powered by Carnegie Mellon

Number of SCAMPI A Appraisals Reported by Month for 2014

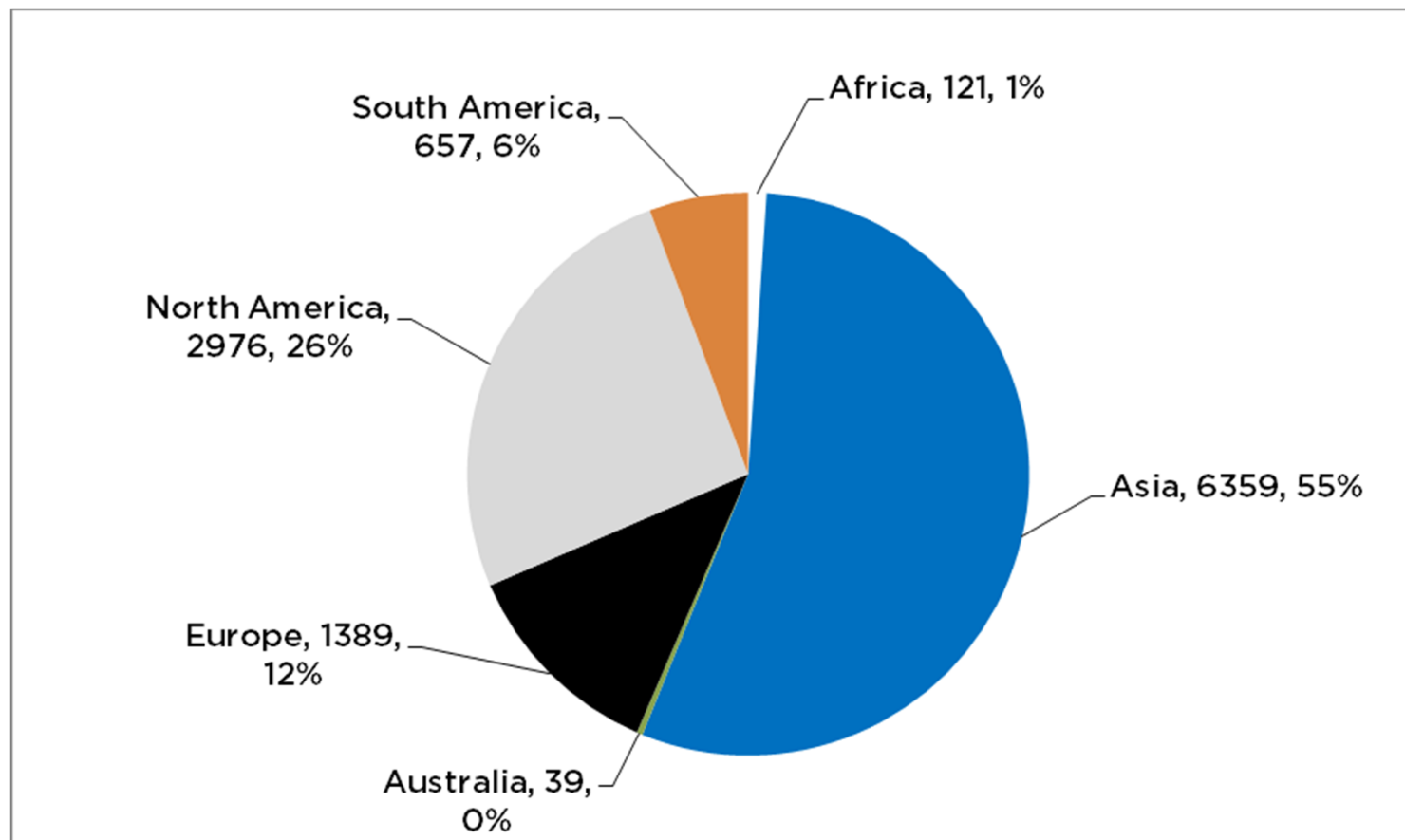


Based on 1427 CMMI-SCAMPI A Deliveries
January 1, 2007 – September 30, 2014 (Actual Appraisals 1012)
Based on historical data, Oct – Dec reflects a forecast for Q4 2014



CMMI Institute
Powered by Carnegie Mellon

Number of Appraisals Reported by Continent



707 of the continents reported above reflect multi-continent appraisals.

Based on 10,686 CMMI-SCAMPI A Deliveries
January 1, 2007 - September 30, 2014 (Actual Appraisals 1012)
Based on historical data, 1427 reflects a forecast for Q4 2014



CMMI Institute
Powered by Carnegie Mellon

SCAMPI A Appraisals Delivered in 94 Countries

Andorra	Egypt	Kuwait	Portugal
Angola	El Salvador	Latvia	Qatar
Argentina	Finland	Lebanon	Romania
Australia	France	Lithuania	Russia
Austria	Germany	Luxembourg	Saudi Arabia
Bangladesh	Ghana	Macedonia	Singapore
Belarus	Greece	Malawi	Slovakia
Belgium	Guatemala	Malaysia	South Africa
Bolivia	Hong Kong	Mauritius	Spain
Brazil	Hungary	Mexico	Sri Lanka
Brunei Darussalam	Iceland	Montserrat	Sweden
Bulgaria	India	Morocco	Switzerland
Canada	Indonesia	Nepal	Syrian Arab Republic
Chile	Iraq	Netherlands	Taiwan
China	Ireland	New Zealand	Thailand
Colombia	Israel	Norway	Tunisia
Costa Rica	Italy	Oman	Turkey
Croatia (Hrvatska)	Jamaica	Pakistan	Ukraine
Cuba	Japan	Panama	United Arab Emirates
Cyprus	Jordan	Paraguay	United Kingdom
Czech Republic	Kazakhstan	Peru	United States
Denmark	Kenya	Philippines	Uruguay
Dominican Republic	Korea, Republic Of	Poland	Venezuela
Ecuador			Viet Nam

Based on 10,283 CMMI-SCAMPI A Deliveries
January 1, 2007 – September 30, 2014



CMMI Institute
Powered by Carnegie Mellon

Number of Appraisals Reported by Country and Constellation

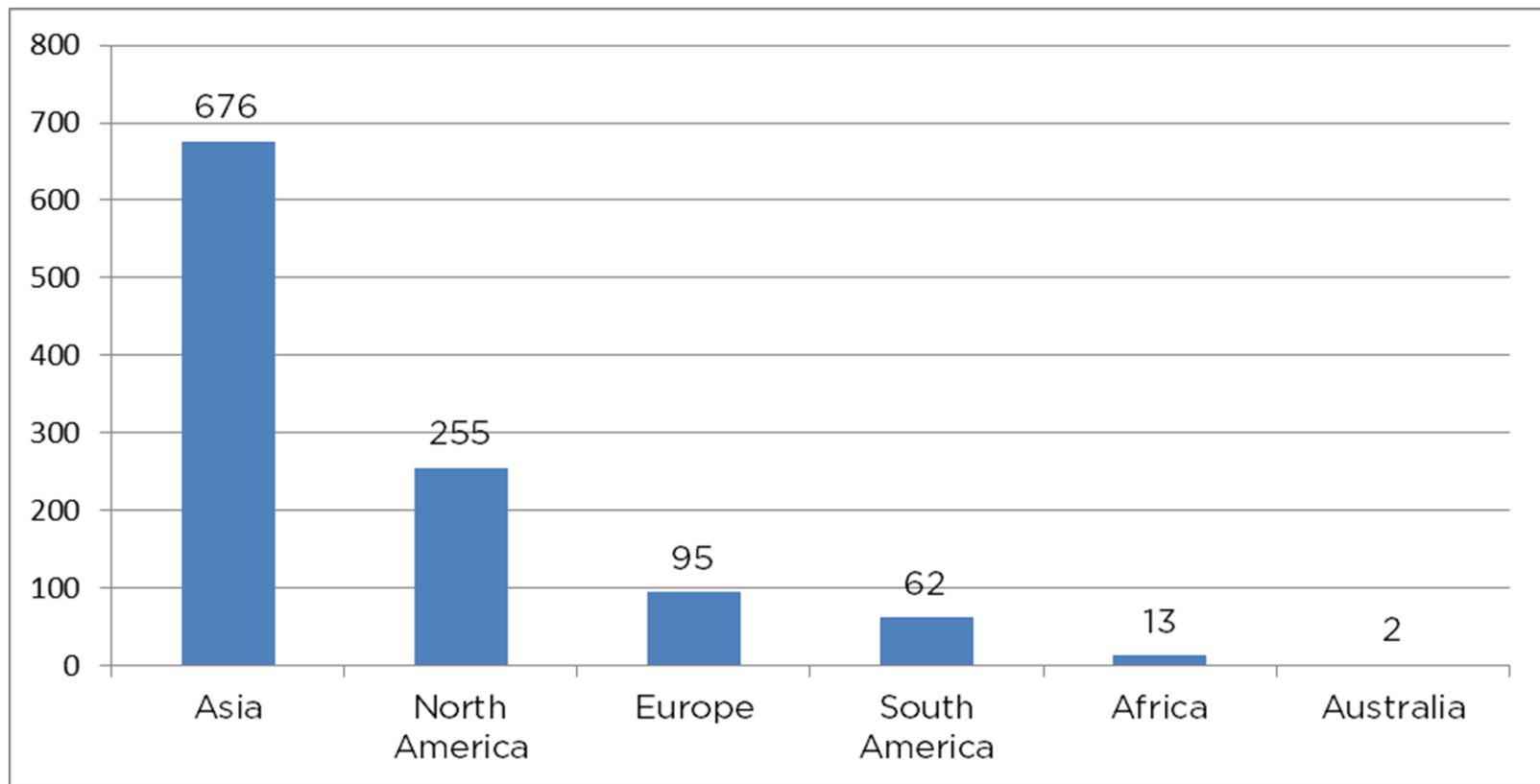
Country	ACQ	DEV	People CMM	SVC	Total	Country	ACQ	DEV	People CMM	SVC	Total	Country	ACQ	DEV	People CMM	SVC	Total	
Andorra			1		1	Hong Kong			21		21	Oman				1	1	
Angola			1		1	Hungary			9		2	11	Pakistan			35	35	
Argentina		102		5	107	Iceland			1			1	Panama		5		5	
Australia		27		2	29	India	1	921	29	96	1047	Paraguay			7		7	
Austria		5		1	6	Indonesia			7			7	Peru		38		2	40
Bangladesh		13		1	14	Iraq			1			1	Philippines	1	24	3	9	37
Belarus		2			2	Ireland			7		1	8	Poland	1	13		1	15
Belgium	3	20			23	Israel			24			24	Portugal		38		4	42
Bolivia		1			1	Italy	2	85		3	90	Qatar			3			3
Brazil		226		9	235	Jamaica			1			1	Romania		16		1	17
Brunei Darussalam		3			3	Japan		269		3	272	Russia		15		1	16	
Bulgaria		6			6	Jordan			11			11	Saudi Arabia		19			19
Canada	1	71		3	75	Kazakhstan			1			1	Singapore		31		2	33
Chile	1	62		4	67	Kenya			3			3	Slovakia		5	2	1	8
China	2	3498	8	38	3546	Korea, Republic Of	2	254		9	265	South Africa	1	10			3	14
Colombia		94		6	100	Kuwait			4		1	5	Spain	5	340		15	360
Costa Rica		5			5	Latvia			5	1		6	Sri Lanka		19	2	1	22
Croatia (Local Name: Hr		1			1	Lebanon			4			4	Sweden		3			3
Cuba		1			1	Lithuania			1			1	Switzerland		20		3	23
Cyprus		3			3	Luxembourg			6			6	Syrian Arab Republic		4			4
Czech Republic		8		3	11	Macedonia			2			2	Taiwan	4	149		1	154
Denmark		7			7	Malawi			1			1	Thailand		85		1	86
Dominican Republic		1			1	Malaysia		65	1	6	72	Tunisia		3				3
Ecuador		1		1	2	Mauritius			2	1		3	Turkey		51		1	52
Egypt		61		5	66	Mexico		214		66	280	Ukraine		10				10
El Salvador		2			2	Montserrat			1			1	United Arab Emirates		18			18
Finland		12			12	Morocco			12		5	17	United Kingdom	2	122	1	8	133
France	8	169		5	182	Nepal			2			2	United States	5	2045	3	202	2255
Germany	2	112		12	126	Netherlands	1	15		5	21	Uruguay		13		2		15
Ghana		1			1	New Zealand			5			5	Venezuela		2			2
Greece		4			4	Norway			6			6	Viet Nam		53			53
Guatemala		2			2													

Based on 10,283 CMMI-SCAMPI A Deliveries
January 1, 2007 - September 30, 2014



CMMI Institute
Powered by Carnegie Mellon

Highest Number of Appraisals Reported by Continent - 2014

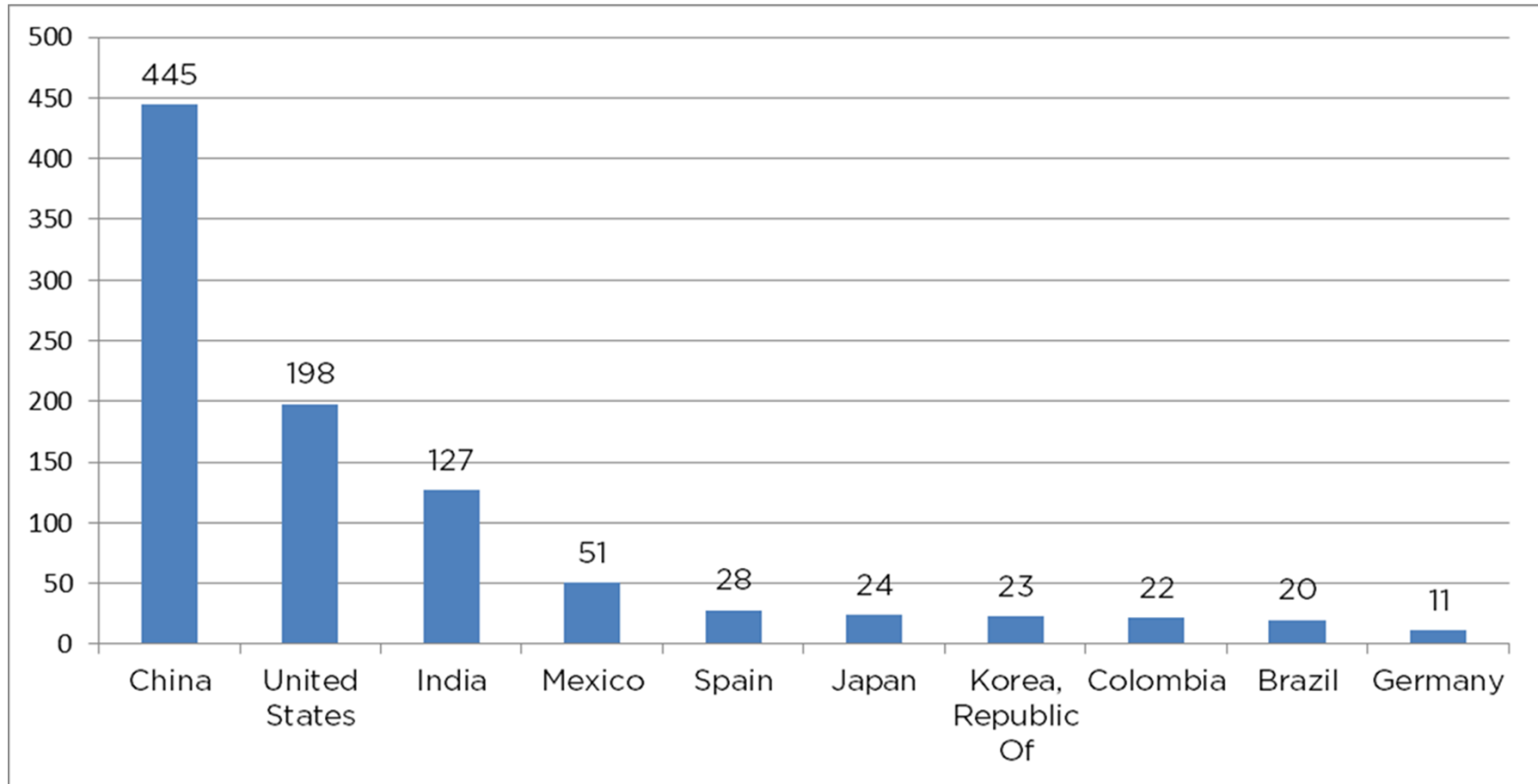


Based on 1012 CMMI-SCAMPI A Deliveries
January 1, 2007 - September 30, 2014
Reflects multi-model and multi-continent appraisals



CMMI Institute
Powered by Carnegie Mellon

Highest Number of Appraisals Reported by Country - 2014

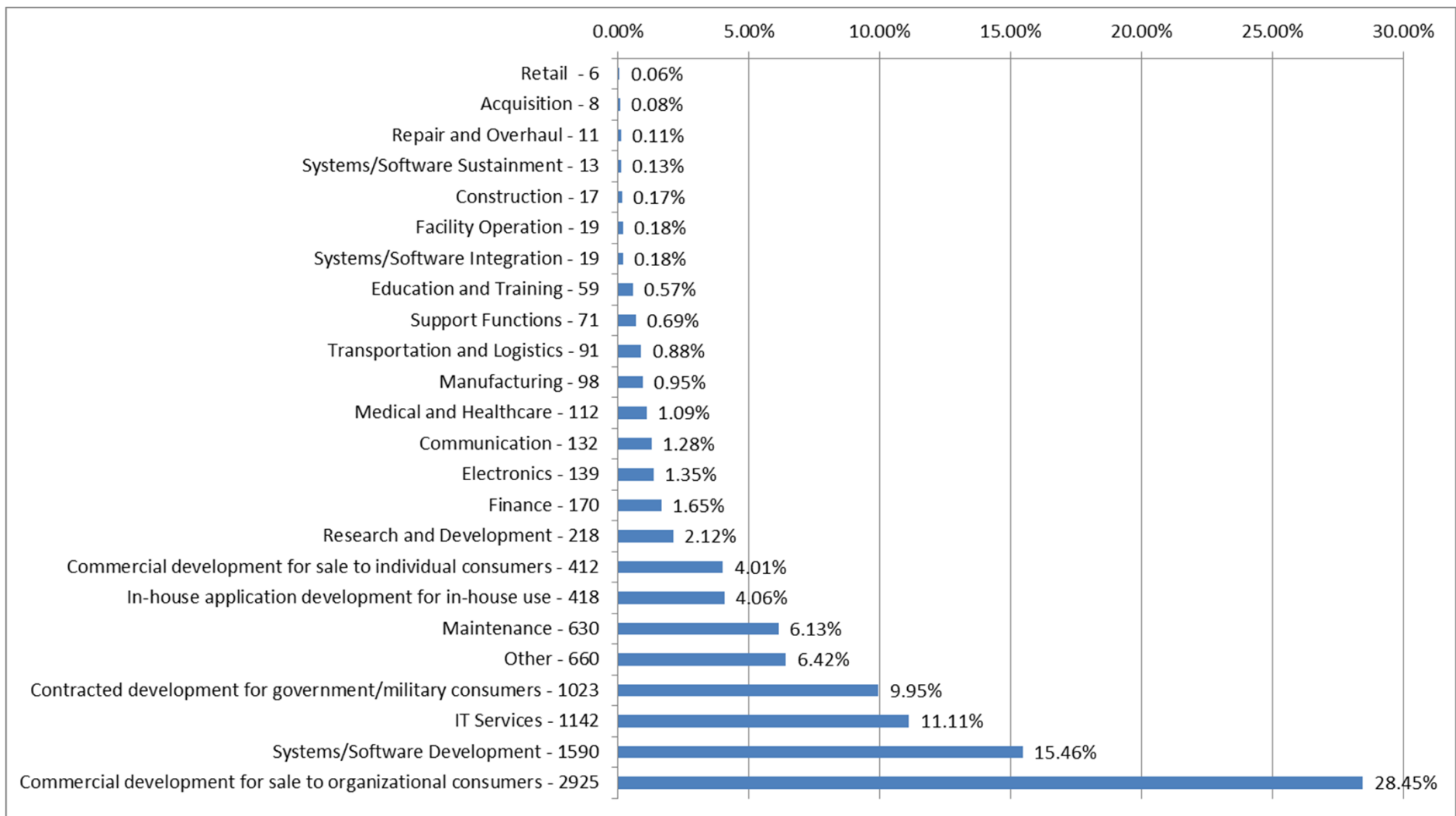


Based on 1012 CMMI-SCAMPI A Deliveries
January 1, 2007 - September 30, 2014



CMMI Institute
Powered by Carnegie Mellon

Organization Domain Characterizations

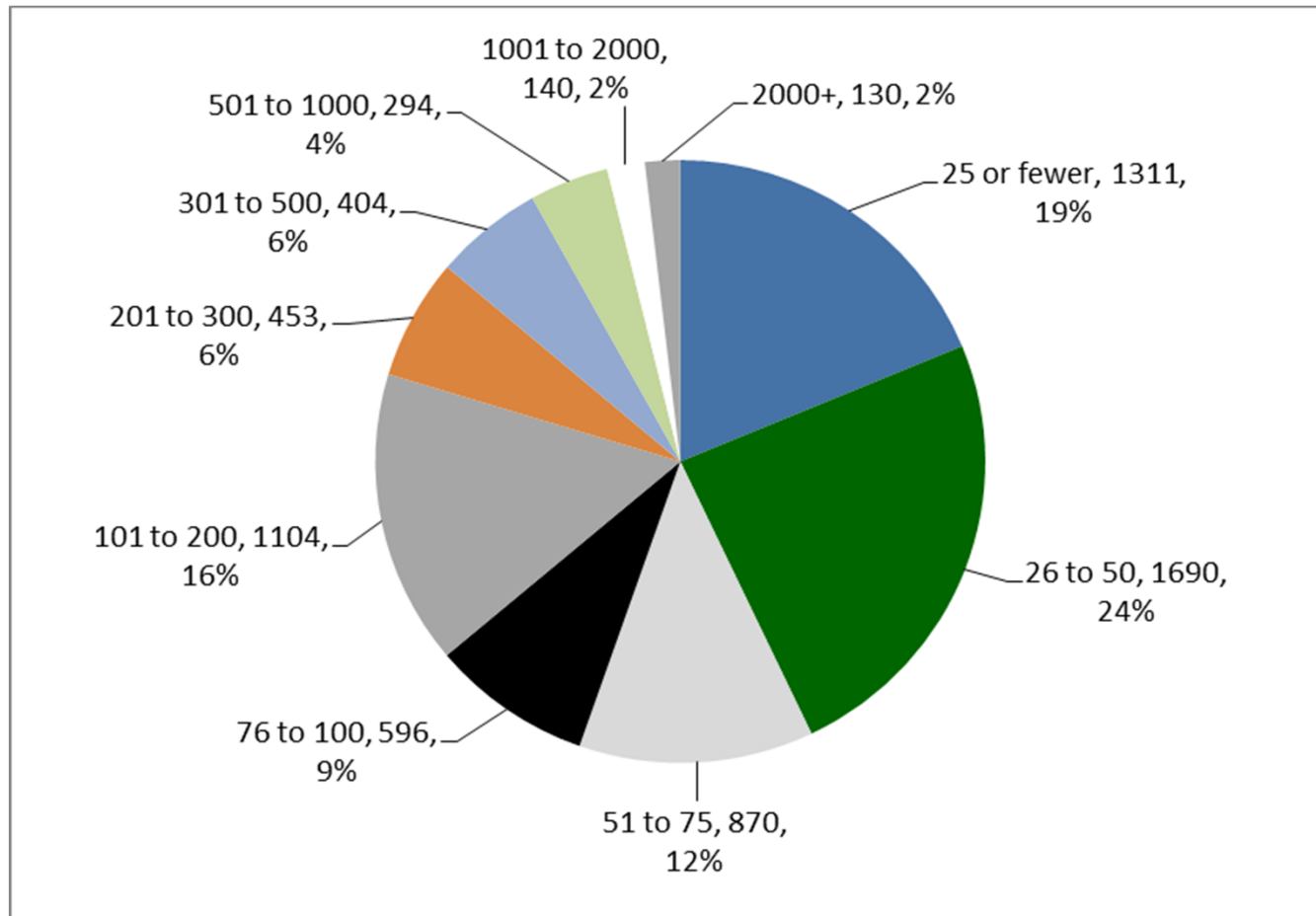


Based on 10,283 CMMI-SCAMPI A Deliveries
January 1, 2007 – September 30, 2014



CMMI Institute
Powered by Carnegie Mellon

Organization Unit Size

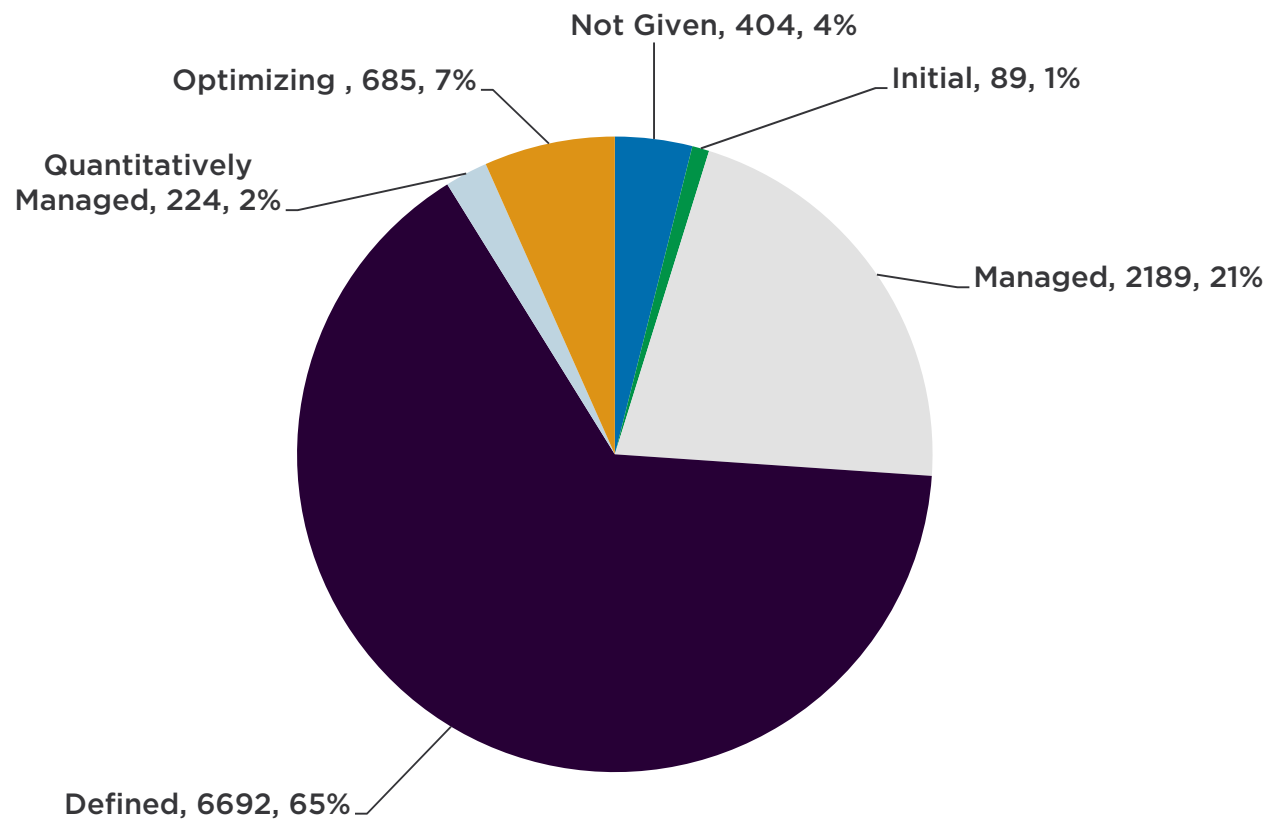


Based on 6992 organizations reporting the total number of employees within the organizational unit being appraised; this data has not been collected on all appraisal deliveries
January 1, 2007 - September 30, 2014



CMMI Institute
Powered by Carnegie Mellon

Process Maturity Profile

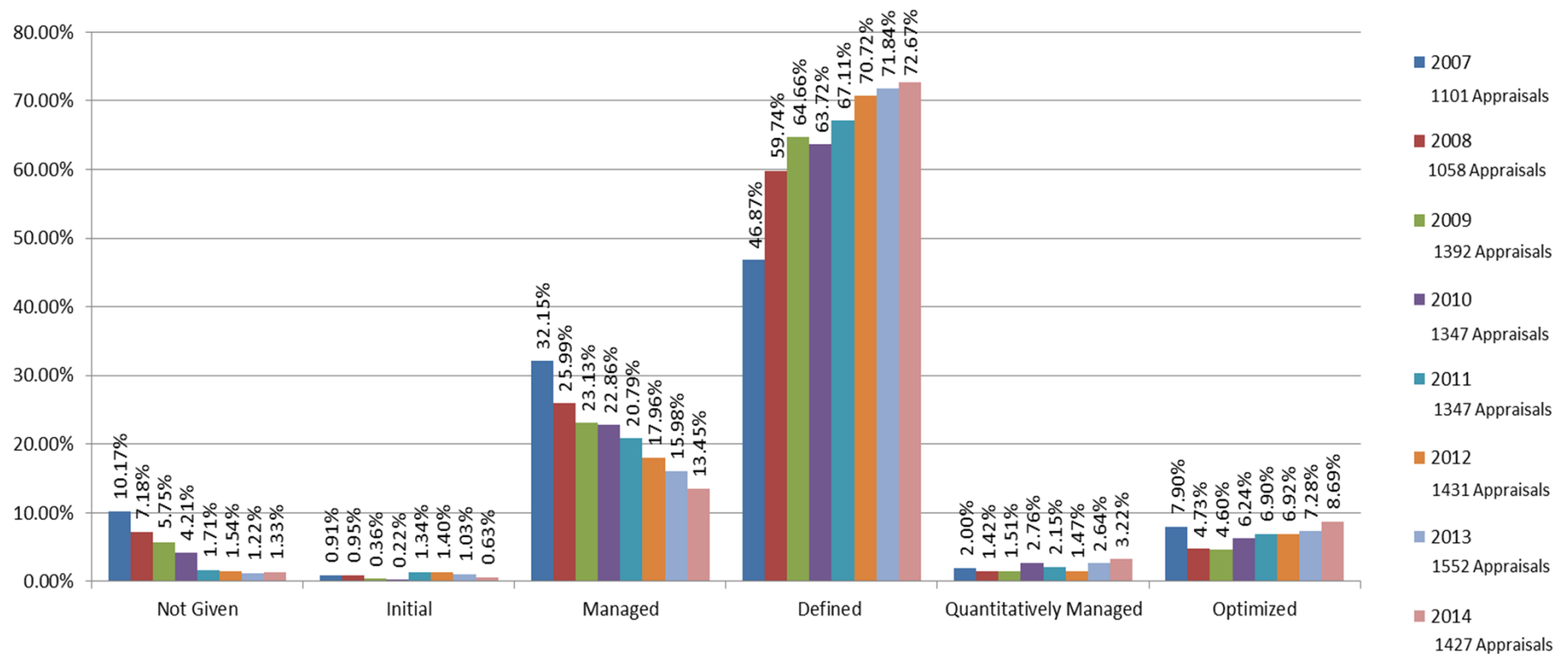


Based on 10,283 CMMI-SCAMPI A Deliveries
January 1, 2007 – September 30, 2014



CMMI Institute
Powered by Carnegie Mellon

Trends in Community Maturity Profile



Based on 10,686 CMMI-SCAMPI A Deliveries
 January 1, 2007 – September 30, 2014 (Actual Appraisals 1012)
 Based on historical data, 1427 reflects a forecast for Q4 2014



CMMI Institute
 Powered by Carnegie Mellon

NO WARRANTY

THIS MATERIAL IS FURNISHED ON AN “AS-IS” BASIS. CMMI INSTITUTE MAKES NO WARRANTIES OF ANY KIND, EITHER EXPRESSED OR IMPLIED, AS TO ANY MATTER INCLUDING, BUT NOT LIMITED TO, WARRANTY OF FITNESS FOR PURPOSE OR MERCHANTABILITY, EXCLUSIVITY, OR RESULTS OBTAINED FROM USE OF THE MATERIAL. CMMI INSTITUTE DOES NOT MAKE ANY WARRANTY OF ANY KIND WITH RESPECT TO FREEDOM FROM PATENT, TRADEMARK, OR COPYRIGHT INFRINGEMENT.

